



Department of Biochemistry University of Delhi

Students' Experience Survey
Internal Quality Assurance Cell (IQAC)

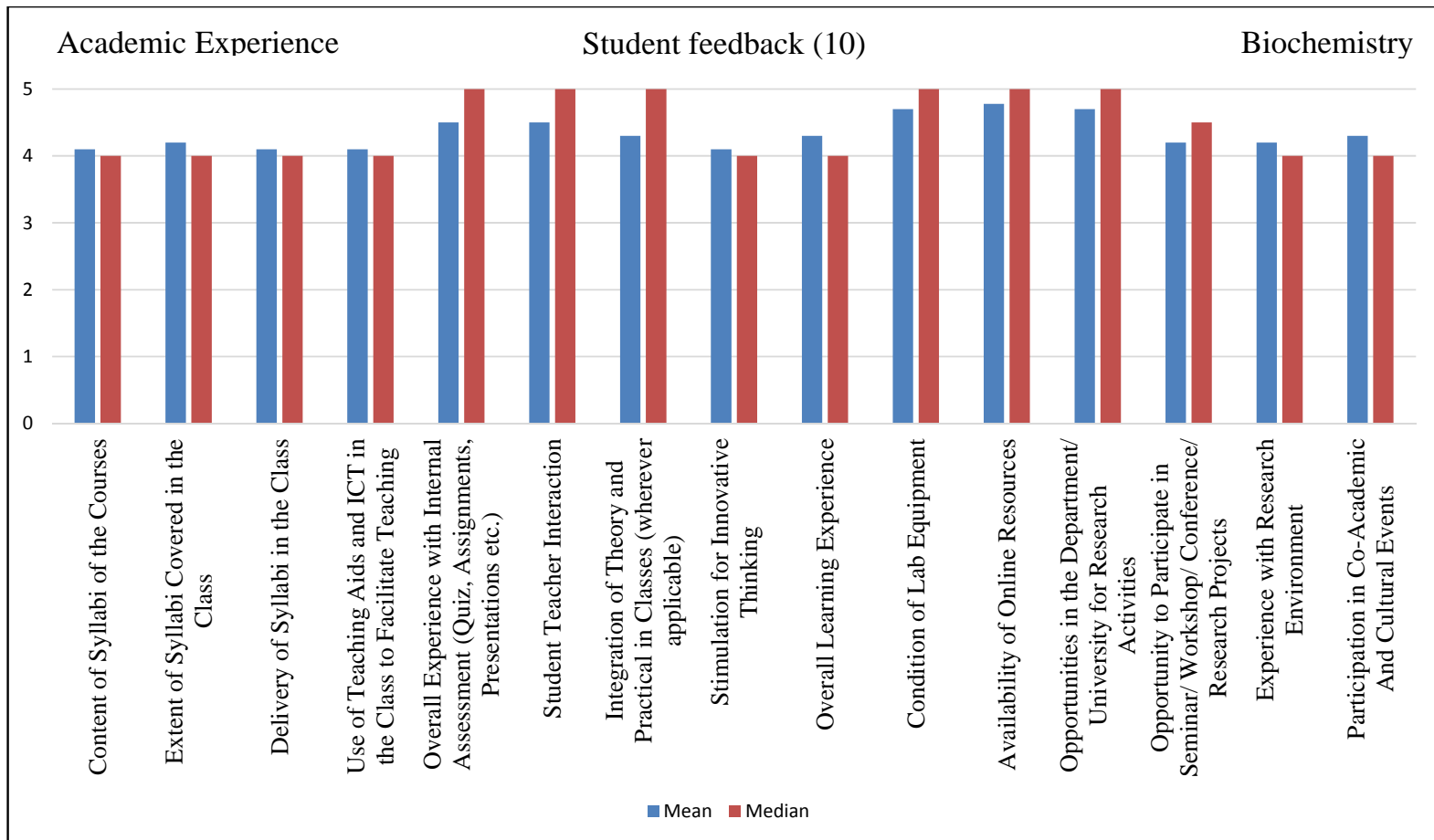
May-June 2016

Table of Contents

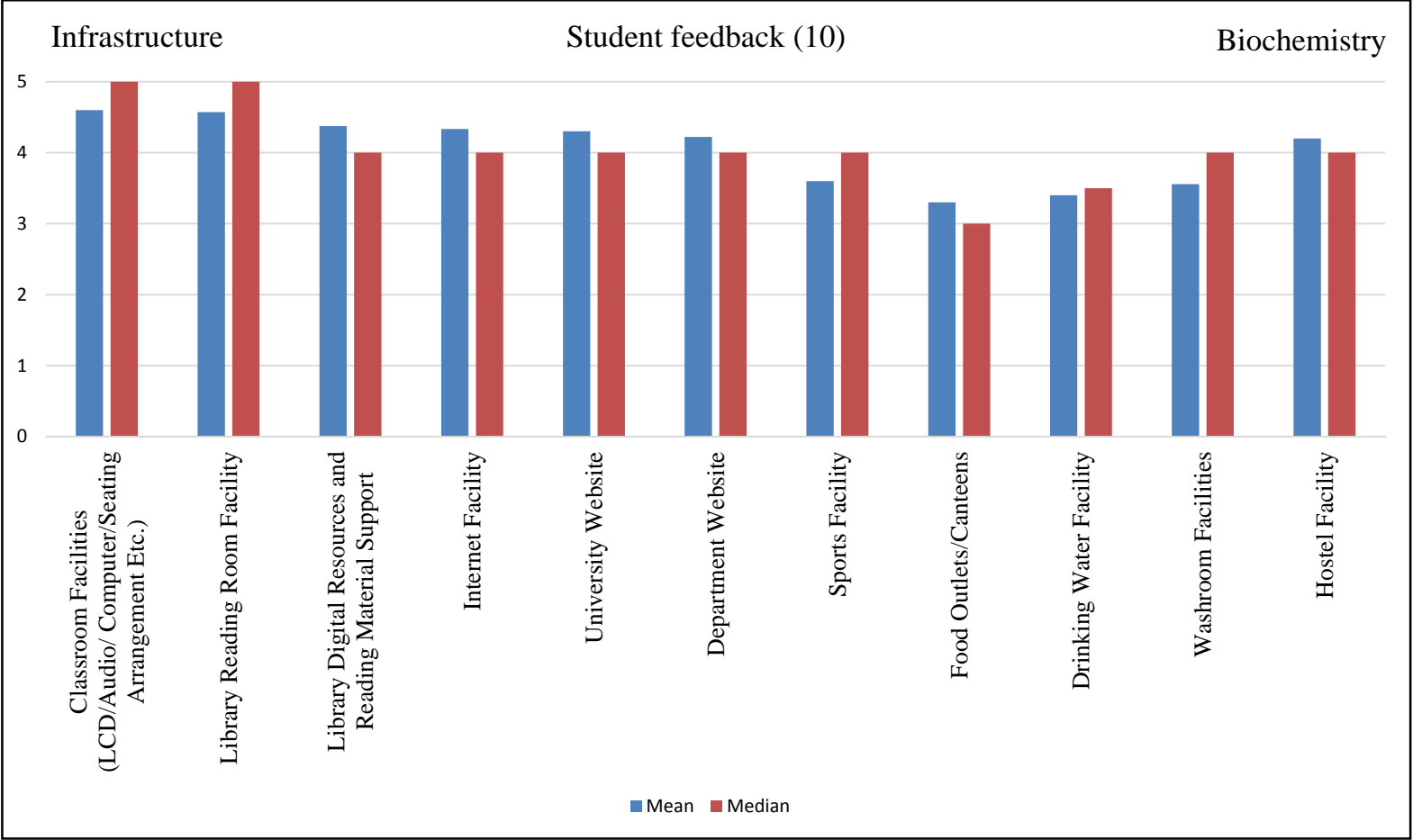
| | | |
|-----------|--|----|
| 1. | Student Feedback: Bar Charts | |
| | <i>Academic Experience</i> | 1 |
| | <i>Infrastructure</i> | 2 |
| | <i>Support System</i> | 3 |
| | <i>Skills/Competencies Developed During Course of Study</i> | 4 |
| 2. | Student Feedback (Arranged by Attendance): Bar Charts | |
| | <i>Academic Experience</i> | 5 |
| | <i>Infrastructure</i> | 7 |
| | <i>Support System</i> | 9 |
| | <i>Skills/Competencies Developed During Course of Study</i> | 11 |
| 2. | Student Feedback: Pie Chart | |
| | <i>“Would you recommend this university to others?”</i> | 13 |
| 3. | Table 1: Mean, Median, SD, Minimum, Maximum Value for Each Question | 14 |
| 4. | Table 2: Frequency Distribution in Levels | 17 |
| 5. | Table 3: Frequency Distribution in Percentage | 20 |

Student Feedback: Bar Charts

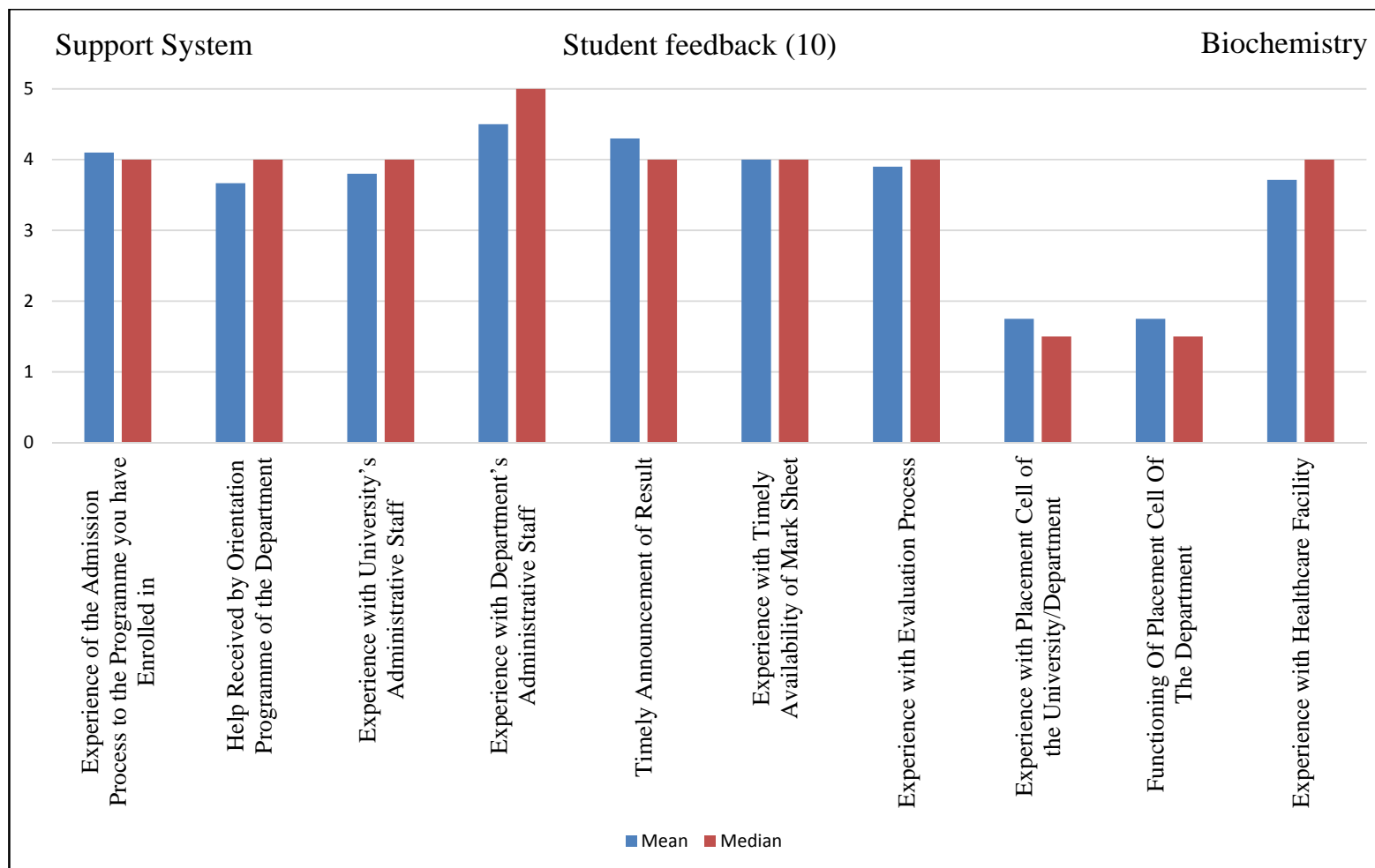
Academic Experience



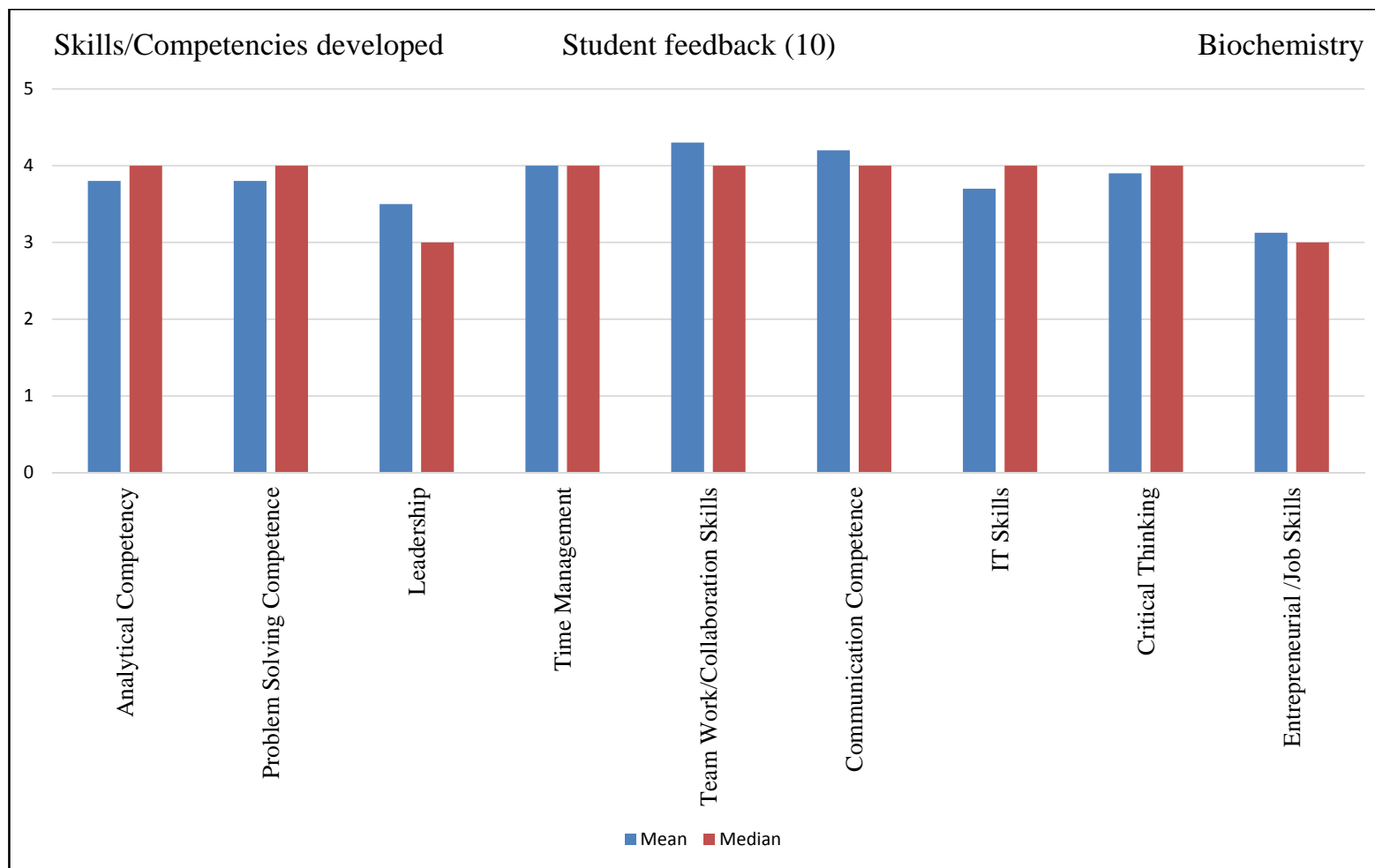
Infrastructure



Support System

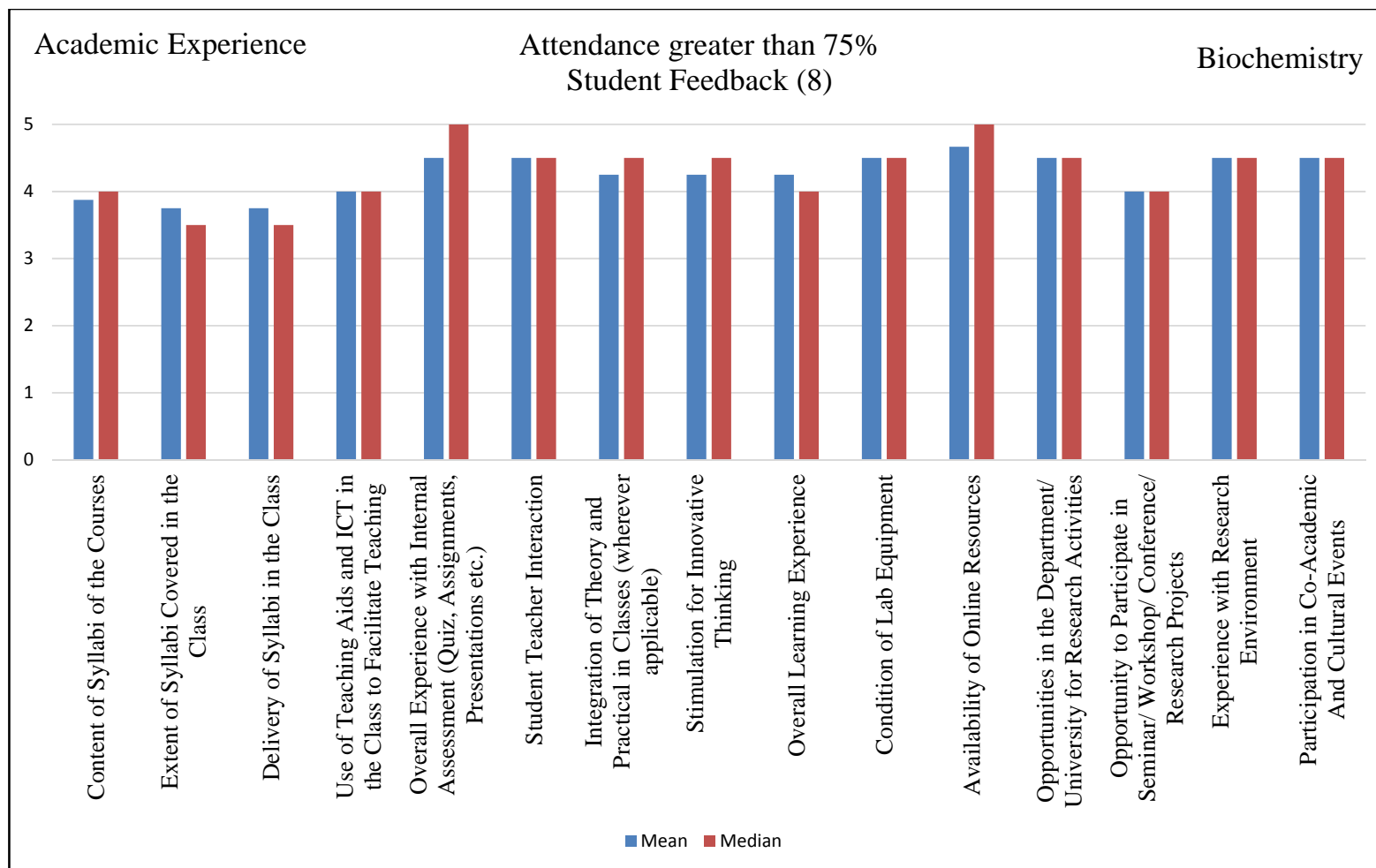


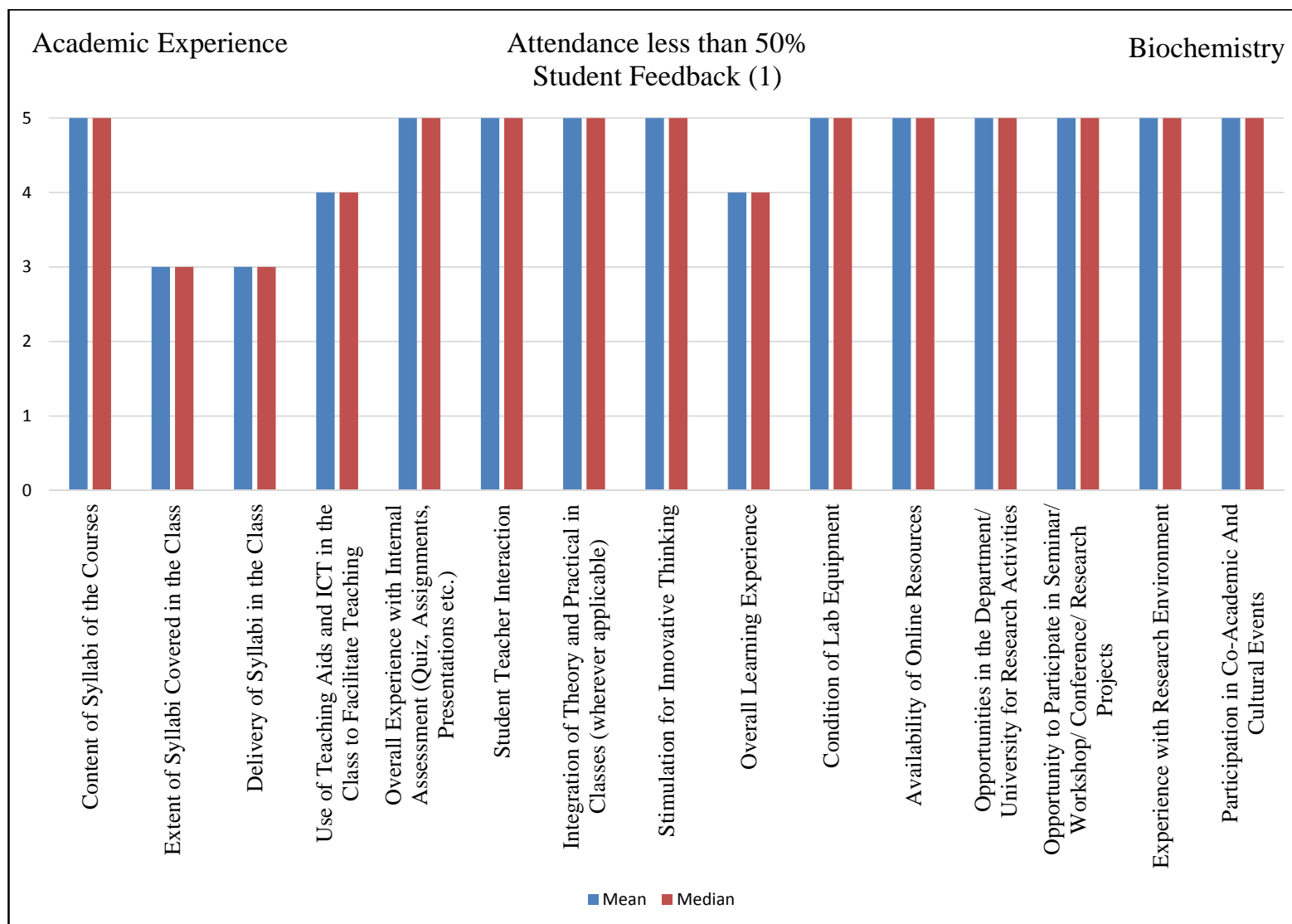
Skills/Competencies Developed During Course of Study



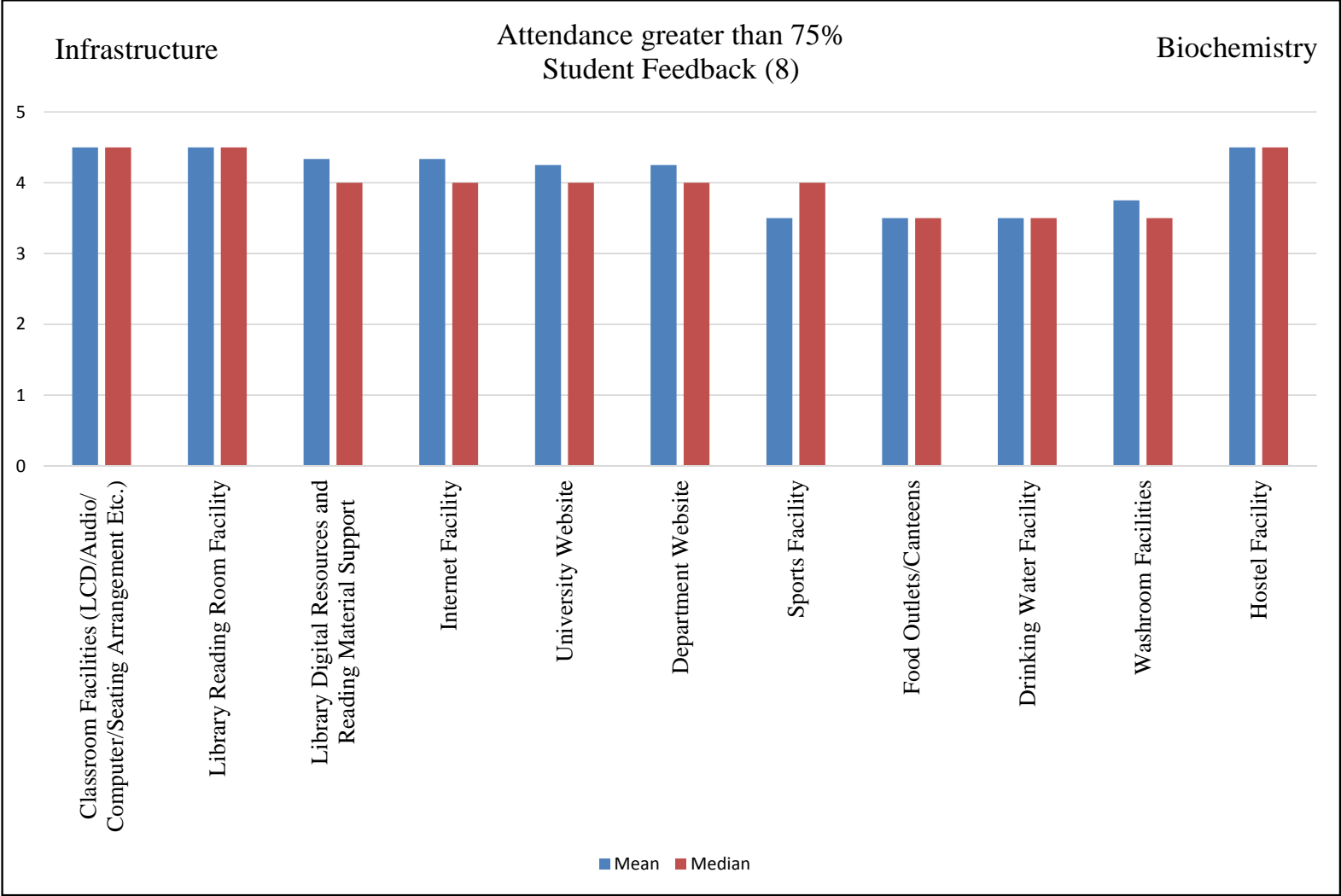
Student Feedback as per Attendance

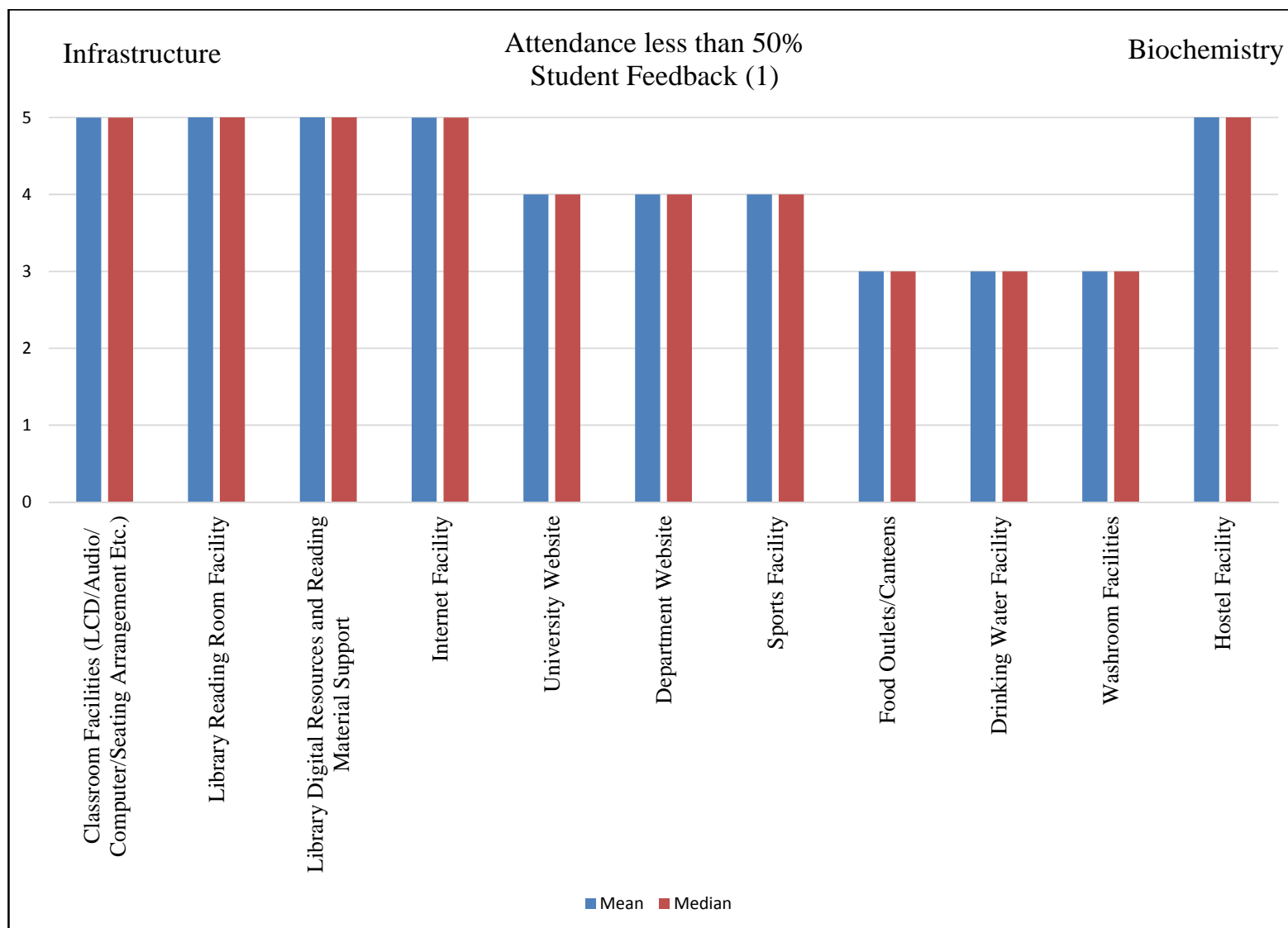
Academic Experience



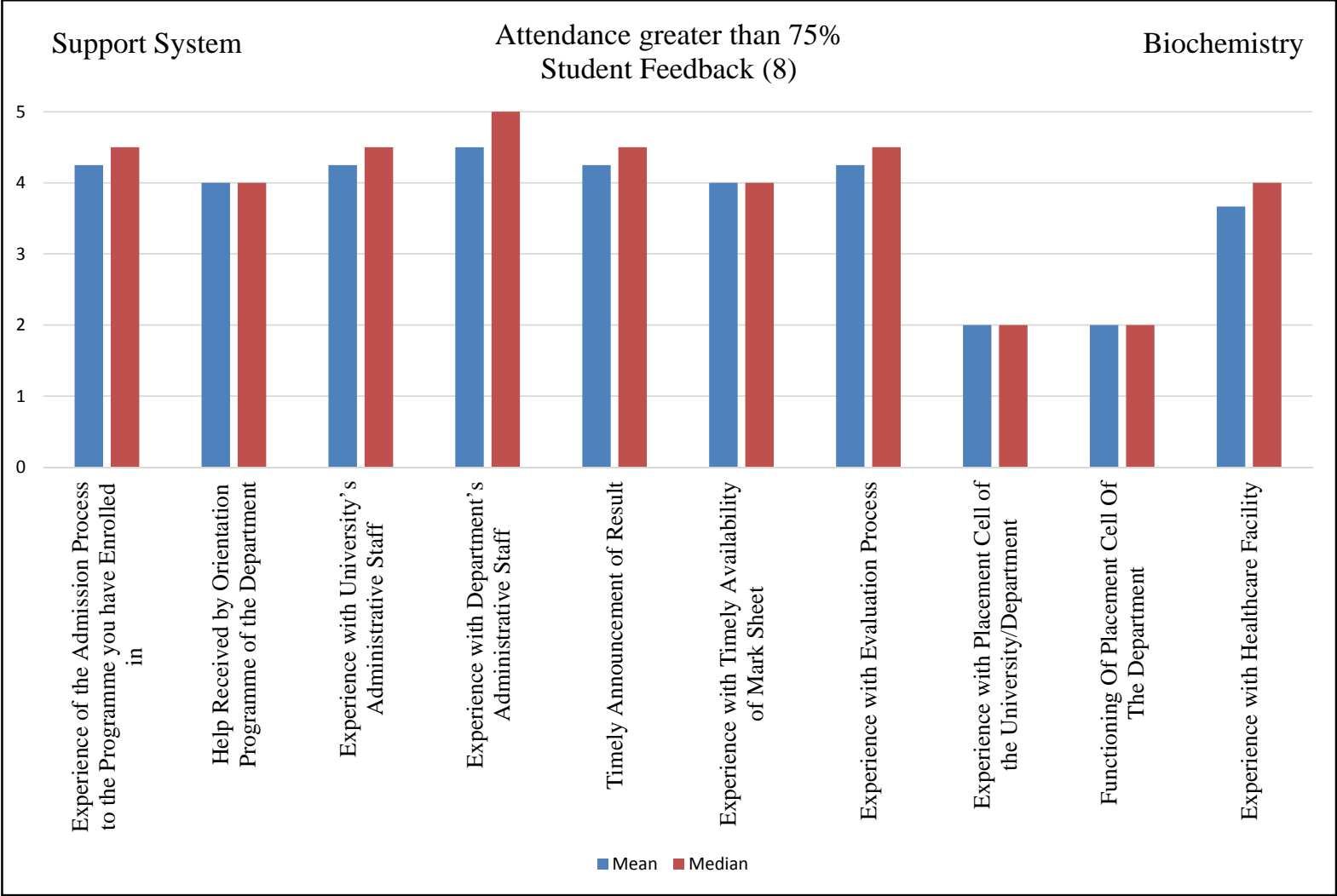


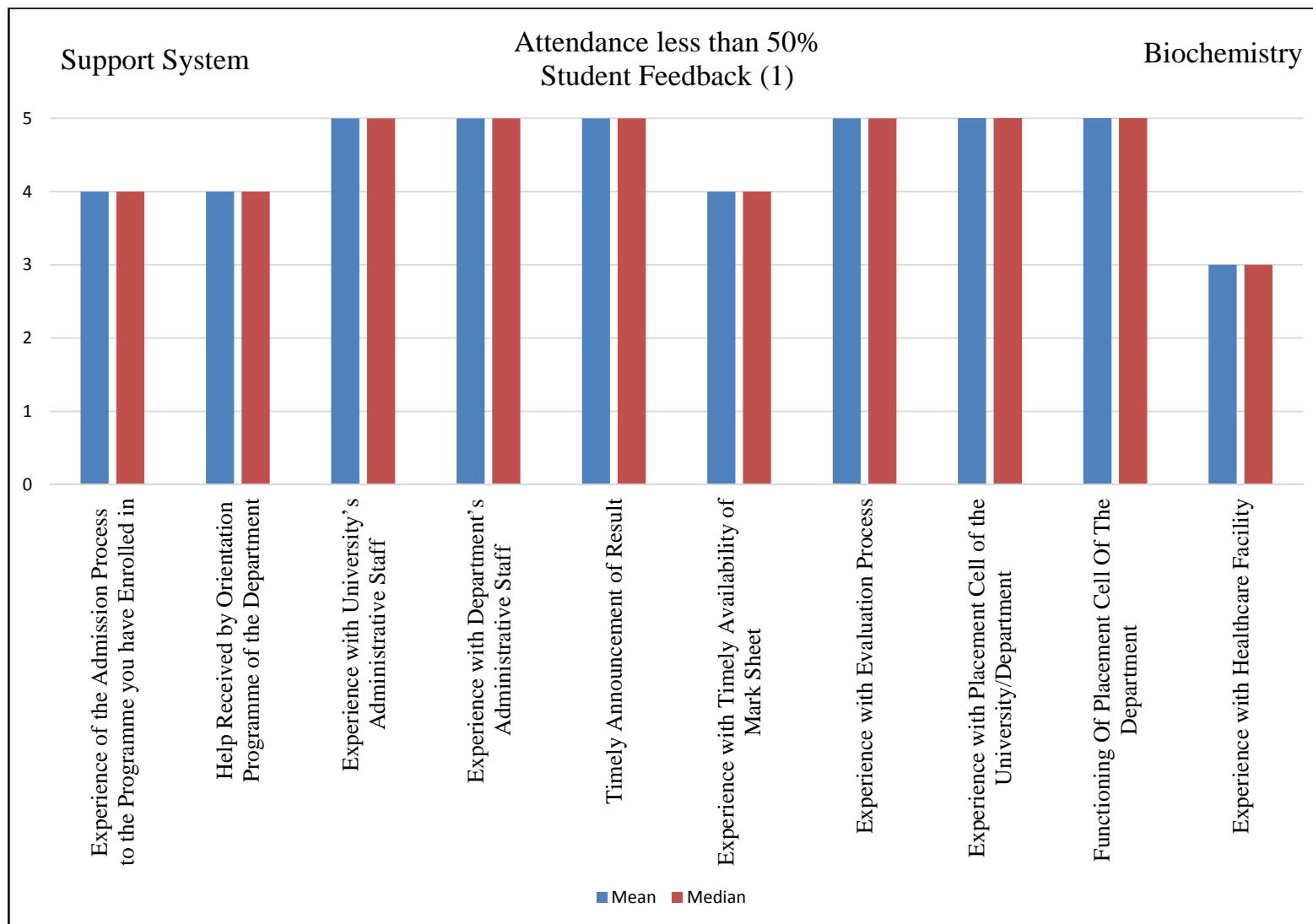
Infrastructure



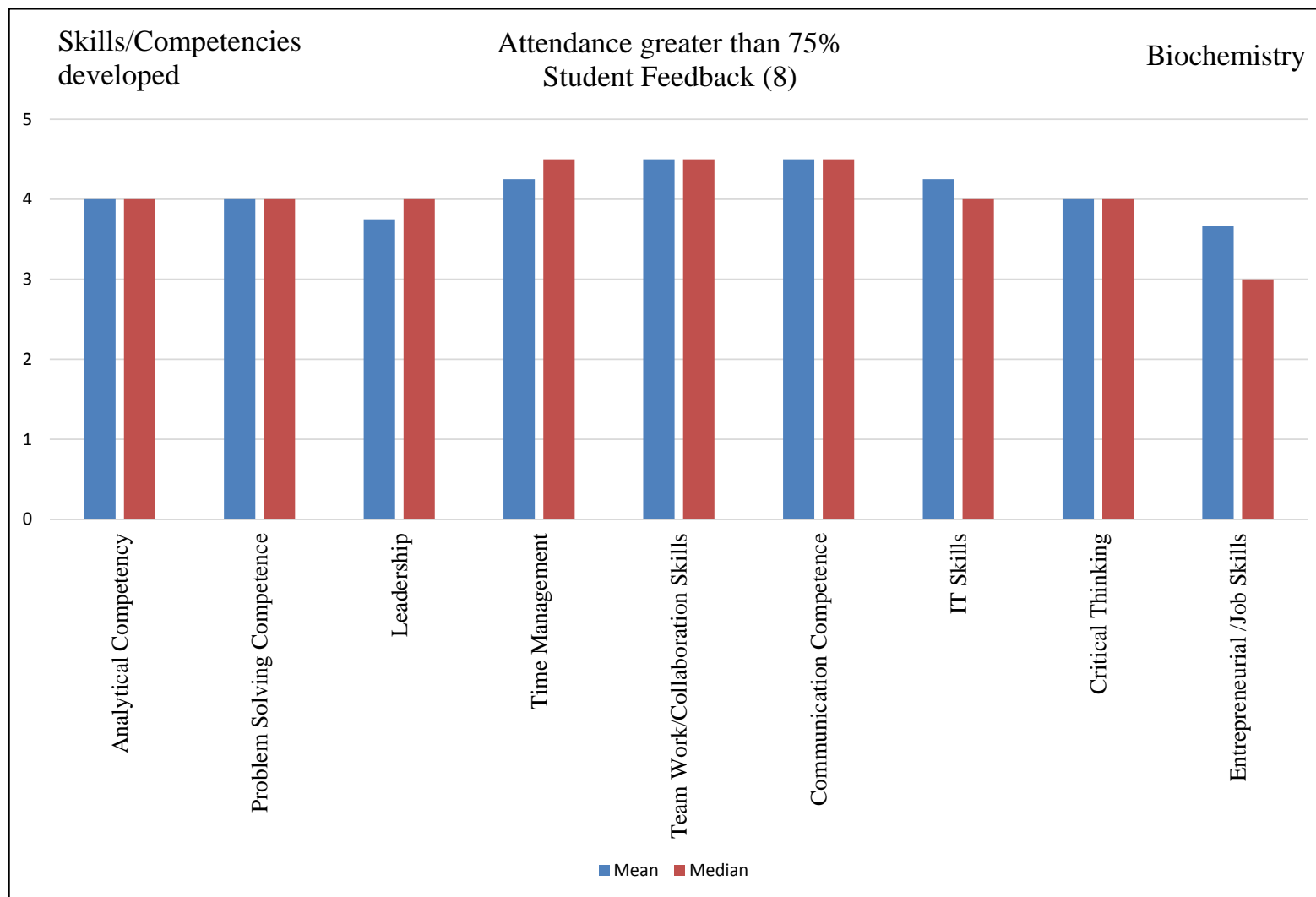


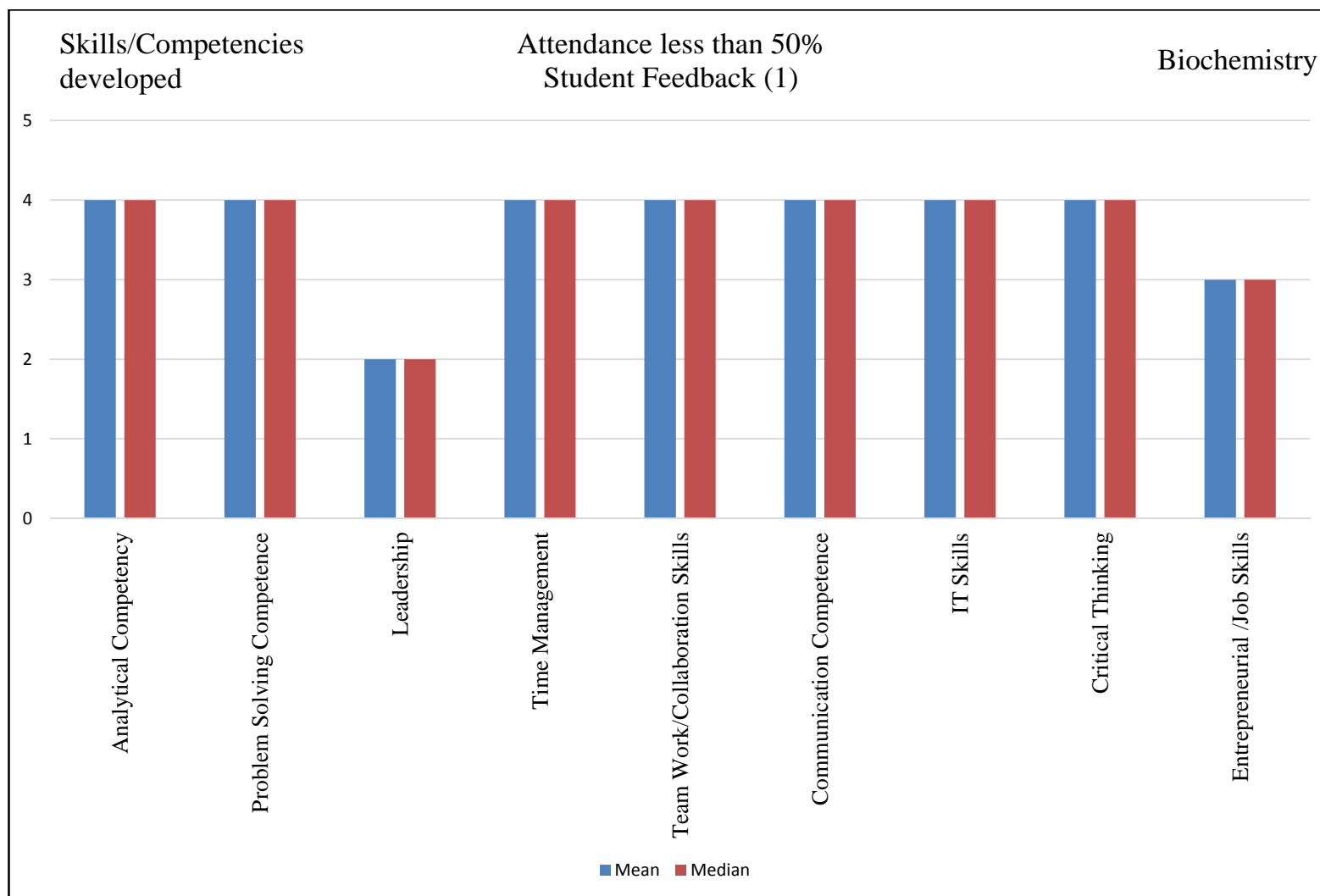
Support System





Skills/Competencies Developed during Course of Study





Student Feedback on “Would you recommend this university to others?”

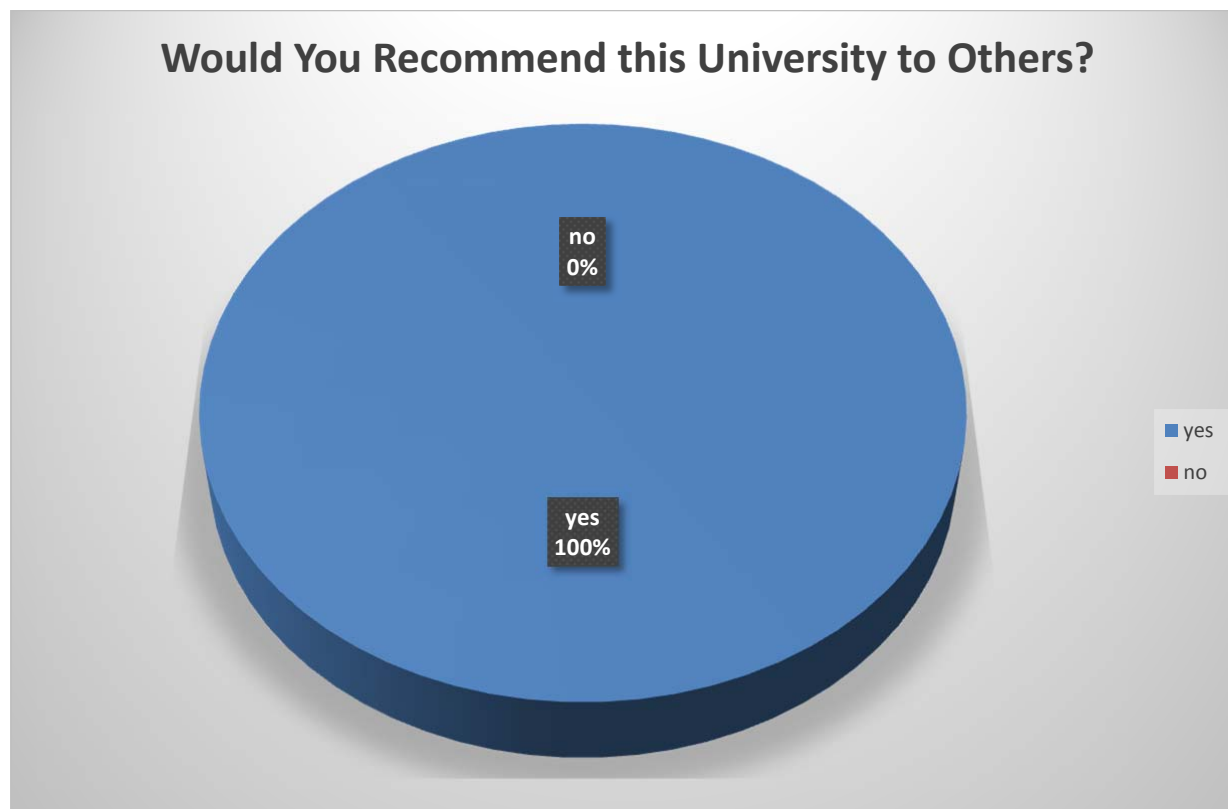


TABLE 1: Mean, Median, Standard Deviation, Minimum, Maximum Value for Each Question (N=10)

| S.No | Category | Mean | Median | Standard Deviation | Minimum | Maximum |
|-----------|---|-------------|--------|--------------------|---------|---------|
| A. | Academic | | | | | |
| 1 | Content of Syllabi of the Courses | 4.10 | 4 | 0.70 | 3 | 5 |
| 2 | Extent of Syllabi Covered in the Class | 4.20 | 4 | 0.75 | 3 | 5 |
| 3 | Delivery of Syllabi in the Class | 4.10 | 4 | 0.83 | 3 | 5 |
| 4 | Use of Teaching Aids and ICT in the Class to Facilitate Teaching | 4.10 | 4 | 0.83 | 3 | 5 |
| 5 | Overall Experience with Internal Assessment (Quiz, Assignments, Presentations etc.) | 4.50 | 5 | 0.81 | 3 | 5 |
| 6 | Student Teacher Interaction | 4.50 | 5 | 0.67 | 3 | 5 |
| 7 | Integration of Theory and Practical in Classes (wherever applicable) | 4.30 | 5 | 0.90 | 3 | 5 |
| 8 | Stimulation for Innovative Thinking | 4.10 | 4 | 0.83 | 3 | 5 |
| 9 | Overall Learning Experience | 4.30 | 4 | 0.64 | 3 | 5 |
| 10 | Condition of Lab Equipment | 4.70 | 5 | 0.46 | 4 | 5 |
| 11 | Availability of Online Resources | 4.78 | 5 | 0.42 | 4 | 5 |
| 12 | Opportunities in the Department/ University for Research Activities | 4.70 | 5 | 0.46 | 4 | 5 |
| 13 | Opportunity to Participate in Seminar/ Workshop/ Conference/ Research Projects | 4.20 | 5 | 0.87 | 3 | 5 |
| 14 | Experience with Research Environment | 4.20 | 4 | 0.60 | 3 | 5 |
| 15 | Participation in Co-Academic And Cultural Events | 4.30 | 4 | 0.64 | 3 | 5 |
| | Overall | 4.34 | | | | |
| B. | Infrastructure | | | | | |
| 16 | Classroom Facilities (LCD/Audio/ Computer/Seating Arrangement Etc.) | 4.60 | 5 | 0.49 | 4 | 5 |
| 17 | Library Reading Room Facility | 4.57 | 5 | 0.49 | 4 | 5 |
| 18 | Library Digital Resources and Reading Material Support | 4.38 | 4 | 0.48 | 4 | 5 |
| 19 | Internet Facility | 4.33 | 4 | 0.67 | 3 | 5 |
| 20 | University Website | 4.30 | 4 | 0.64 | 3 | 5 |

| S.No | Category | Mean | Median | Standard Deviation | Minimum | Maximum |
|-----------|---|-------------|--------|--------------------|---------|---------|
| 21 | Department Website | 4.22 | 4 | 0.63 | 3 | 5 |
| 22 | Sports Facility | 3.60 | 4 | 0.80 | 2 | 5 |
| 23 | Food Outlets/Canteens | 3.30 | 3 | 0.90 | 2 | 5 |
| 24 | Drinking Water Facility | 3.40 | 4 | 0.92 | 2 | 5 |
| 25 | Washroom Facilities | 3.56 | 4 | 0.83 | 2 | 5 |
| 26 | Hostel Facility | 4.20 | 4 | 0.75 | 3 | 5 |
| | Overall | 4.04 | | | | |
| C. | Support System | | | | | |
| 27 | Experience of the Admission Process to the Programme you have Enrolled in | 4.10 | 4 | 0.70 | 3 | 5 |
| 28 | Help Received by Orientation Programme of the Department | 3.67 | 4 | 0.94 | 2 | 5 |
| 29 | Experience with University's Administrative Staff | 3.80 | 4 | 0.75 | 3 | 5 |
| 30 | Experience with Department's Administrative Staff | 4.50 | 5 | 0.67 | 3 | 5 |
| 31 | Timely Announcement of Result | 4.30 | 4 | 0.64 | 3 | 5 |
| 32 | Experience with Timely Availability of Mark Sheet | 4.00 | 4 | 0.63 | 3 | 5 |
| 33 | Experience with Evaluation Process | 3.90 | 4 | 0.70 | 3 | 5 |
| 34 | Experience with Placement Cell of the University/Department | 1.75 | 2 | 0.83 | 1 | 3 |
| 35 | Functioning Of Placement Cell Of The Department | 1.75 | 2 | 0.83 | 1 | 3 |
| 36 | Experience with Healthcare Facility | 3.71 | 4 | 0.45 | 3 | 4 |
| | Overall | 3.55 | | | | |
| D. | Skills/Competencies Developed During Course of Study | | | | | |
| 37 | Analytical Competency | 3.80 | 4 | 0.75 | 3 | 5 |
| 38 | Problem Solving Competence | 3.80 | 4 | 0.75 | 3 | 5 |
| 39 | Leadership | 3.50 | 3 | 1.02 | 2 | 5 |
| 40 | Time Management | 4.00 | 4 | 0.77 | 3 | 5 |
| 41 | Team Work/Collaboration Skills | 4.30 | 4 | 0.46 | 4 | 5 |
| 42 | Communication Competence | 4.20 | 4 | 0.75 | 3 | 5 |

| S.No | Category | Mean | Median | Standard Deviation | Minimum | Maximum |
|-----------|--------------------------------------|-------------|--------|--------------------|---------|---------|
| 43 | IT Skills | 3.70 | 4 | 0.64 | 3 | 5 |
| 44 | Critical Thinking | 3.90 | 4 | 0.70 | 3 | 5 |
| 45 | Entrepreneurial /Job Skills | 3.13 | 3 | 1.17 | 1 | 5 |
| | Overall | 3.81 | | | | |
| E. | Overall University Experience | | | | | |
| 46 | Your Overall Academic Experience | 4.10 | 4 | 0.70 | 3 | 5 |

TABLE 2: Frequency Distribution in Levels (N=10)

| S.No | Category | Below Average | Average | Good | Very Good | Excellent | Don't Know | Not Applicable |
|-----------|---|---------------|---------|------|-----------|-----------|------------|----------------|
| A. | Academic | | | | | | | |
| 1 | Content of Syllabi of the Courses | 0 | 0 | 2 | 5 | 3 | 0 | 0 |
| 2 | Extent of Syllabi Covered in the Class | 0 | 0 | 2 | 4 | 4 | 0 | 0 |
| 3 | Delivery of Syllabi in the Class | 0 | 0 | 3 | 3 | 4 | 0 | 0 |
| 4 | Use of Teaching Aids and ICT in the Class to Facilitate Teaching | 0 | 0 | 3 | 3 | 4 | 0 | 0 |
| 5 | Overall Experience with Internal Assessment (Quiz, Assignments, Presentations etc.) | 0 | 0 | 2 | 1 | 7 | 0 | 0 |
| 6 | Student Teacher Interaction | 0 | 0 | 1 | 3 | 6 | 0 | 0 |
| 7 | Integration of Theory and Practical in Classes (wherever applicable) | 0 | 0 | 3 | 1 | 6 | 0 | 0 |
| 8 | Stimulation for Innovative Thinking | 0 | 0 | 3 | 3 | 4 | 0 | 0 |
| 9 | Overall Learning Experience | 0 | 0 | 1 | 5 | 4 | 0 | 0 |
| 10 | Condition of Lab Equipment | 0 | 0 | 0 | 3 | 7 | 0 | 0 |
| 11 | Availability of Online Resources | 0 | 0 | 0 | 2 | 7 | 0 | 0 |
| 12 | Opportunities in the Department/ University for Research Activities | 0 | 0 | 0 | 3 | 7 | 0 | 0 |
| 13 | Opportunity to Participate in Seminar/ Workshop/ Conference/ Research Projects | 0 | 0 | 3 | 2 | 5 | 0 | 0 |
| 14 | Experience with Research Environment | 0 | 0 | 1 | 6 | 3 | 0 | 0 |
| 15 | Participation in Co-Academic And Cultural Events | 0 | 0 | 1 | 5 | 4 | 0 | 0 |
| B. | Infrastructure | | | | | | | |
| 16 | Classroom Facilities (LCD/Audio/ Computer/Seating Arrangement Etc.) | 0 | 0 | 0 | 4 | 6 | 0 | 0 |
| 17 | Library Reading Room Facility | 0 | 0 | 0 | 3 | 4 | 3 | 0 |
| 18 | Library Digital Resources and Reading Material Support | 0 | 0 | 0 | 5 | 3 | 2 | 0 |

| S.No | Category | Below Average | Average | Good | Very Good | Excellent | Don't Know | Not Applicable |
|-----------|---|---------------|---------|------|-----------|-----------|------------|----------------|
| 19 | Internet Facility | 0 | 0 | 1 | 4 | 4 | 0 | 0 |
| 20 | University Website | 0 | 0 | 1 | 5 | 4 | 0 | 0 |
| 21 | Department Website | 0 | 0 | 1 | 5 | 3 | 1 | 0 |
| 22 | Sports Facility | 0 | 1 | 3 | 5 | 1 | 0 | 0 |
| 23 | Food Outlets/Canteens | 0 | 2 | 4 | 3 | 1 | 0 | 0 |
| 24 | Drinking Water Facility | 0 | 2 | 3 | 4 | 1 | 0 | 0 |
| 25 | Washroom Facilities | 0 | 1 | 3 | 4 | 1 | 1 | 0 |
| 26 | Hostel Facility | 0 | 0 | 1 | 2 | 2 | 4 | 1 |
| C. | Support System | | | | | | | |
| 27 | Experience of the Admission Process to the Programme you have Enrolled in | 0 | 0 | 2 | 5 | 3 | 0 | 0 |
| 28 | Help Received by Orientation Programme of the Department | 0 | 1 | 3 | 3 | 2 | 1 | 0 |
| 29 | Experience with University's Administrative Staff | 0 | 0 | 4 | 4 | 2 | 0 | 0 |
| 30 | Experience with Department's Administrative Staff | 0 | 0 | 1 | 3 | 6 | 0 | 0 |
| 31 | Timely Announcement of Result | 0 | 0 | 1 | 5 | 4 | 0 | 0 |
| 32 | Experience with Timely Availability of Mark Sheet | 0 | 0 | 2 | 6 | 2 | 0 | 0 |
| 33 | Experience with Evaluation Process | 0 | 0 | 3 | 5 | 2 | 0 | 0 |
| 34 | Experience with Placement Cell of the University/Department | 2 | 1 | 1 | 0 | 0 | 5 | 1 |
| 35 | Functioning Of Placement Cell Of The Department | 2 | 1 | 1 | 0 | 0 | 5 | 1 |
| 36 | Experience with Healthcare Facility | 0 | 0 | 2 | 5 | 0 | 2 | 1 |
| D. | Skills/Competencies Developed During Course of Study | | | | | | | |
| 37 | Analytical Competency | 0 | 0 | 4 | 4 | 2 | 0 | 0 |
| 38 | Problem Solving Competence | 0 | 0 | 4 | 4 | 2 | 0 | 0 |
| 39 | Leadership | 0 | 1 | 6 | 0 | 3 | 0 | 0 |
| 40 | Time Management | 0 | 0 | 3 | 4 | 3 | 0 | 0 |
| 41 | Team Work/Collaboration Skills | 0 | 0 | 0 | 7 | 3 | 0 | 0 |
| 42 | Communication Competence | 0 | 0 | 2 | 4 | 4 | 0 | 0 |

| S.No | Category | Below Average | Average | Good | Very Good | Excellent | Don't Know | Not Applicable |
|-----------|--------------------------------------|------------------|---------|------|--------------|-----------|---------------|-------------------|
| 43 | IT Skills | 0 | 0 | 4 | 5 | 1 | 0 | 0 |
| 44 | Critical Thinking | 0 | 0 | 3 | 5 | 2 | 0 | 0 |
| 45 | Entrepreneurial /Job Skills | 1 | 1 | 3 | 2 | 1 | 1 | 1 |
| E. | Overall University Experience | | | | | | | |
| 46 | Your Overall Academic Experience | 0 | 0 | 2 | 5 | 3 | 0 | 0 |

TABLE 3: Frequency Distribution in Percentage (N=10)

| S.No | Category | Below Average | Average | Good | Very Good | Excellent | Don't Know | Not Applicable |
|-----------|---|---------------|---------|-------|-----------|-----------|------------|----------------|
| A. | Academic | | | | | | | |
| 1 | Content of Syllabi of the Courses | 0.00 | 0.00 | 20.00 | 50.00 | 30.00 | 0.00 | 0.00 |
| 2 | Extent of Syllabi Covered in the Class | 0.00 | 0.00 | 20.00 | 40.00 | 40.00 | 0.00 | 0.00 |
| 3 | Delivery of Syllabi in the Class | 0.00 | 0.00 | 30.00 | 30.00 | 40.00 | 0.00 | 0.00 |
| 4 | Use of Teaching Aids and ICT in the Class to Facilitate Teaching | 0.00 | 0.00 | 30.00 | 30.00 | 40.00 | 0.00 | 0.00 |
| 5 | Overall Experience with Internal Assessment (Quiz, Assignments, Presentations etc.) | 0.00 | 0.00 | 20.00 | 10.00 | 70.00 | 0.00 | 0.00 |
| 6 | Student Teacher Interaction | 0.00 | 0.00 | 10.00 | 30.00 | 60.00 | 0.00 | 0.00 |
| 7 | Integration of Theory and Practical in Classes (wherever applicable) | 0.00 | 0.00 | 30.00 | 10.00 | 60.00 | 0.00 | 0.00 |
| 8 | Stimulation for Innovative Thinking | 0.00 | 0.00 | 30.00 | 30.00 | 40.00 | 0.00 | 0.00 |
| 9 | Overall Learning Experience | 0.00 | 0.00 | 10.00 | 50.00 | 40.00 | 0.00 | 0.00 |
| 10 | Condition of Lab Equipment | 0.00 | 0.00 | 0.00 | 30.00 | 70.00 | 0.00 | 0.00 |
| 11 | Availability of Online Resources | 0.00 | 0.00 | 0.00 | 22.22 | 77.78 | 0.00 | 0.00 |
| 12 | Opportunities in the Department/ University for Research Activities | 0.00 | 0.00 | 0.00 | 30.00 | 70.00 | 0.00 | 0.00 |
| 13 | Opportunity to Participate in Seminar/ Workshop/ Conference/ Research Projects | 0.00 | 0.00 | 30.00 | 20.00 | 50.00 | 0.00 | 0.00 |
| 14 | Experience with Research Environment | 0.00 | 0.00 | 10.00 | 60.00 | 30.00 | 0.00 | 0.00 |
| 15 | Participation in Co-Academic And Cultural Events | 0.00 | 0.00 | 10.00 | 50.00 | 40.00 | 0.00 | 0.00 |
| B. | Infrastructure | | | | | | | |
| 16 | Classroom Facilities (LCD/Audio/ Computer/Seating Arrangement Etc.) | 0.00 | 0.00 | 0.00 | 40.00 | 60.00 | 0.00 | 0.00 |
| 17 | Library Reading Room Facility | 0.00 | 0.00 | 0.00 | 30.00 | 40.00 | 30.00 | 0.00 |
| 18 | Library Digital Resources and Reading Material Support | 0.00 | 0.00 | 0.00 | 50.00 | 30.00 | 20.00 | 0.00 |
| 19 | Internet Facility | 0.00 | 0.00 | 11.11 | 44.44 | 44.44 | 0.00 | 0.00 |

| S.No | Category | Below Average | Average | Good | Very Good | Excellent | Don't Know | Not Applicable |
|-----------|---|---------------|---------|-------|-----------|-----------|------------|----------------|
| 20 | University Website | 0.00 | 0.00 | 10.00 | 50.00 | 40.00 | 0.00 | 0.00 |
| 21 | Department Website | 0.00 | 0.00 | 10.00 | 50.00 | 30.00 | 10.00 | 0.00 |
| 22 | Sports Facility | 0.00 | 10.00 | 30.00 | 50.00 | 10.00 | 0.00 | 0.00 |
| 23 | Food Outlets/Canteens | 0.00 | 20.00 | 40.00 | 30.00 | 10.00 | 0.00 | 0.00 |
| 24 | Drinking Water Facility | 0.00 | 20.00 | 30.00 | 40.00 | 10.00 | 0.00 | 0.00 |
| 25 | Washroom Facilities | 0.00 | 10.00 | 30.00 | 40.00 | 10.00 | 10.00 | 0.00 |
| 26 | Hostel Facility | 0.00 | 0.00 | 10.00 | 20.00 | 20.00 | 40.00 | 10.00 |
| C. | Support System | | | | | | | |
| 27 | Experience of the Admission Process to the Programme you have Enrolled in | 0.00 | 0.00 | 20.00 | 50.00 | 30.00 | 0.00 | 0.00 |
| 28 | Help Received by Orientation Programme of the Department | 0.00 | 10.00 | 30.00 | 30.00 | 20.00 | 10.00 | 0.00 |
| 29 | Experience with University's Administrative Staff | 0.00 | 0.00 | 40.00 | 40.00 | 20.00 | 0.00 | 0.00 |
| 30 | Experience with Department's Administrative Staff | 0.00 | 0.00 | 10.00 | 30.00 | 60.00 | 0.00 | 0.00 |
| 31 | Timely Announcement of Result | 0.00 | 0.00 | 10.00 | 50.00 | 40.00 | 0.00 | 0.00 |
| 32 | Experience with Timely Availability of Mark Sheet | 0.00 | 0.00 | 20.00 | 60.00 | 20.00 | 0.00 | 0.00 |
| 33 | Experience with Evaluation Process | 0.00 | 0.00 | 30.00 | 50.00 | 20.00 | 0.00 | 0.00 |
| 34 | Experience with Placement Cell of the University/Department | 20.00 | 10.00 | 10.00 | 0.00 | 0.00 | 50.00 | 10.00 |
| 35 | Functioning Of Placement Cell Of The Department | 20.00 | 10.00 | 10.00 | 0.00 | 0.00 | 50.00 | 10.00 |
| 36 | Experience with Healthcare Facility | 0.00 | 0.00 | 20.00 | 50.00 | 0.00 | 20.00 | 10.00 |
| D. | Skills/ Competencies Developed During Course of Study | | | | | | | |
| 37 | Analytical Competency | 0.00 | 0.00 | 40.00 | 40.00 | 20.00 | 0.00 | 0.00 |
| 38 | Problem Solving Competence | 0.00 | 0.00 | 40.00 | 40.00 | 20.00 | 0.00 | 0.00 |
| 39 | Leadership | 0.00 | 10.00 | 60.00 | 0.00 | 30.00 | 0.00 | 0.00 |
| 40 | Time Management | 0.00 | 0.00 | 30.00 | 40.00 | 30.00 | 0.00 | 0.00 |
| 41 | Team Work/Collaboration Skills | 0.00 | 0.00 | 0.00 | 70.00 | 30.00 | 0.00 | 0.00 |
| 42 | Communication Competence | 0.00 | 0.00 | 20.00 | 40.00 | 40.00 | 0.00 | 0.00 |
| 43 | IT Skills | 0.00 | 0.00 | 40.00 | 50.00 | 10.00 | 0.00 | 0.00 |

| S.No | Category | Below Average | Average | Good | Very Good | Excellent | Don't Know | Not Applicable |
|-----------|--------------------------------------|---------------|---------|-------|-----------|-----------|------------|----------------|
| 44 | Critical Thinking | 0.00 | 0.00 | 30.00 | 50.00 | 20.00 | 0.00 | 0.00 |
| 45 | Entrepreneurial /Job Skills | 10.00 | 10.00 | 30.00 | 20.00 | 10.00 | 10.00 | 10.00 |
| E. | Overall University Experience | | | | | | | |
| 46 | Your Overall Academic Experience | 0.00 | 0.00 | 20.00 | 50.00 | 30.00 | 0.00 | 0.00 |